

BELCAR ENDURANCE CHAMPIONSHIP


SPA EURO RACE

FREE PRACTICE

Analysis

■ Personal Best
 ■ Session Best
 B Crossing the finish line in pit lane

Lap	D	Time	Sector 1	Sector 2	Sector 3	Kph	Elapsed	Lap	D	Time	Sector 1	Sector 2	Sector 3	Kph	Elapsed
2 DVB Racing Ferrari 458 Challenge 1. Frank THIERS 1 2. Hans THIERS								6 2 2:55.511 51.861 1:18.513 45.137 143.7 23:01.177 7 2 2:55.035 51.377 1:18.975 44.683 144.1 25:56.212 8 2 2:53.981 50.989 1:17.973 45.019 144.9 28:50.193 9 2 2:53.928 50.831 1:18.272 44.825 145.0 31:44.121 10 2 2:54.632 51.006 1:18.547 45.079 144.4 34:38.753 11 2 2:56.441 51.296 1:18.977 46.168 142.9 37:35.194 12 2 2:54.860 50.975 1:17.867 46.018 144.2 40:30.054 13 2 2:53.129 50.791 1:17.942 44.396 145.6 43:23.183 14 2 2:52.983 51.001 1:17.839 44.143 145.8 46:16.166							
4 Domec Racing Radical SR5 1. Philip DANIELS 2 2. GIAVEDONO								11 Bas Koeten Racing Wolf GB08 1. Stienes LONGIN 2. Thomas PIESSENS 2 3. Sven VAN LAERE							
1 1 4:13.554 1:35.834 1:45.012 52.708 99.4 4:13.554 2 1 3:08.997 53.639 1:27.691 47.667 133.4 7:22.551 3 1 3:07.317 53.584 1:25.975 47.758 134.6 10:29.868 4 1 3:05.418 53.345 1:24.712 47.361 136.0 13:35.286 5 1 3:15.483 53.836 1:23.822 57.825 129.0 16:50.769 6 1 5:34.702 3:37.013 1:15.721 41.968 75.3 22:25.471 7 1 17:58.666 ... 1:14.169 42.796 23.4 40:24.137 8 1 2:43.833 48.146 1:13.540 42.147 153.9 43:07.970 9 1 2:41.379 47.812 1:12.571 40.996 156.2 45:49.349								1 2 3:40.794 1:40.460 1:20.809 39.525 114.2 3:40.794 2 2 2:35.677 47.626 1:09.440 38.611 162.0 6:16.471 3 2 2:32.359 44.928 1:08.952 38.479 165.5 8:48.830 4 2 2:30.619 44.356 1:07.829 38.434 167.4 11:19.449 5 2 2:32.893 44.066 1:09.077 39.750 164.9 13:52.342 6 2 2:38.154 45.727 1:13.059 39.368 159.4 16:30.496 7 2 2:34.558 45.839 1:09.501 39.218 163.1 19:05.054 8 2 2:31.898 44.077 1:09.074 38.747 166.0 21:36.952 9 2 2:41.481 B 43.987 1:09.337 48.157 156.1 24:18.433 10 3 5:17.145 3:20.279 1:15.939 40.927 79.5 29:35.578 11 3 2:37.267 44.588 1:11.904 40.775 160.3 32:12.845 12 3 2:35.883 45.104 1:11.372 39.407 161.8 34:48.728 13 3 2:43.719 46.124 1:14.361 43.234 154.0 37:32.447 14 3 2:35.397 45.141 1:10.522 39.734 162.3 40:07.844 15 3 2:38.601 45.502 1:10.118 42.981 159.0 42:46.445 16 3 2:35.262 44.787 1:10.449 40.026 162.4 45:21.707							
8 Mext Racing Porsche 991 1. Koen WAUTERS 1 2. Xavier STEVENS 3. Kris WAUTERS								14 Skylimit Yokohama Race Team Ford Mustang 1. Davy SUFFELEERS 4 2. Menno KUIS							
1 3 3:32.111 1:03.214 1:37.061 51.836 118.9 3:32.111 2 3 3:10.943 53.521 1:26.982 50.440 132.1 6:43.054 3 3 4:53.396 2:59.735 1:13.757 39.904 85.9 11:36.450 4 3 2:35.553 43.801 1:12.741 39.011 162.1 14:12.003 5 3 2:33.325 42.779 1:11.774 38.772 164.4 16:45.328 6 3 2:32.511 41.704 1:12.312 38.495 165.3 19:17.839 7 3 2:33.490 43.681 1:11.021 38.788 164.3 21:51.329 8 2 4:55.694 3:03.485 1:12.835 39.374 85.3 26:47.023 9 2 2:33.352 43.039 1:11.260 39.053 164.4 29:20.375 10 2 2:34.394 42.913 1:12.582 38.899 163.3 31:54.769 11 2 2:34.168 42.360 1:12.180 39.628 163.5 34:28.937 12 2 2:34.204 43.150 1:11.834 39.220 163.5 37:03.141 13 2 2:35.753 43.288 1:13.177 39.288 161.9 39:38.894 14 2 2:34.342 42.631 1:12.177 39.534 163.4 42:13.236 15 2 2:34.370 42.572 1:12.175 39.623 163.3 44:47.606 16 2 2:36.159 42.888 1:12.304 40.967 161.5 47:23.765								1 2 4:49.612 2:10.936 1:41.460 57.216 87.1 4:49.612 2 2 3:04.409 56.654 1:20.156 47.599 136.7 7:54.021 3 2 2:56.004 51.219 1:19.487 45.298 143.3 10:50.025 4 2 2:52.877 51.197 1:16.890 44.790 145.9 13:42.902 5 1 6:48.121 4:40.699 1:22.106 45.316 61.8 20:31.023 6 1 2:56.773 51.680 1:19.307 45.786 142.6 23:27.796 7 1 2:56.737 51.386 1:20.001 45.350 142.7 26:24.533 8 1 2:57.870 51.319 1:20.760 45.791 141.8 29:22.403 9 1 9:54.979 7:48.894 1:19.258 46.827 42.4 39:17.382 10 1 3:04.550 52.332 1:22.127 50.091 136.6 42:21.932 11 1 2:51.799 50.068 1:17.098 44.633 146.8 45:13.731							
9 Yokohama Power Racing Ford Mustang 1. Olivier HERMANS 4 2. Chris VAN WOENSEL								15 Hamofa Motorsport BMW M3 GTR 1. Rob VERHOEVEN 3 2. Kris VERHOEVEN							
1 1 4:49.096 2:09.652 1:42.047 57.397 87.2 4:49.096 2 1 3:40.279 1:25.660 1:25.811 48.808 114.5 8:29.375 3 1 3:02.042 53.011 1:22.207 46.824 138.5 11:31.417 4 1 2:57.810 51.196 1:19.142 47.472 141.8 14:29.227 5 2 5:36.439 3:30.653 1:20.044 45.742 74.9 20:05.666								1 1 3:15.992 1:00.828 1:28.611 46.553 128.6 3:15.992 2 1 2:48.528 47.998 1:18.536 41.994 149.6 6:04.520 3 1 2:43.527 45.658 1:15.067 42.802 154.2 8:48.047 4 1 2:41.523 45.787 1:14.049 41.687 156.1 11:29.570 5 1 2:41.848 46.294 1:14.860 40.694 155.8 14:11.418 6 1 2:45.405 45.988 1:15.251 44.166 152.4 16:56.823 7 2 5:50.405 3:49.591 1:18.154 42.660 72.0 22:47.228 8 2 2:46.383 48.030 1:16.906 41.447 151.5 25:33.611 9 2 2:42.692 47.258 1:15.164 40.270 155.0 28:16.303 10 2 2:39.611 45.003 1:14.027 40.581 158.0 30:55.914 11 2 2:39.880 44.699 1:14.607 40.574 157.7 33:35.794							



BELCAR ENDURANCE CHAMPIONSHIP


SPA EURO RACE

FREE PRACTICE

Analysis

Lap	D	Time	Sector 1	Sector 2	Sector 3	Kph	Elapsed	Lap	D	Time	Sector 1	Sector 2	Sector 3	Kph	Elapsed
3	1	3:01.465	54.089	1:20.776	46.600	138.9	11:25.219	15	2	2:42.602	45.024	1:15.426	42.152	155.1	43:12.820
4	1	3:01.540	52.770	1:22.060	46.710	138.9	14:26.759	16	2	2:41.066	45.388	1:14.687	40.991	156.5	45:53.886
5	1	2:59.916	52.610	1:20.576	46.730	140.1	17:26.675	142 VR / Qvick Racing BMW M235i Cup 3 1.John RASSE 2.Niels LAGRANGE							
6	1	3:03.730	54.362	1:22.426	46.942	137.2	20:30.405	1	2	3:39.713	1:15.173	1:33.962	50.578	114.8	3:39.713
7	1	3:00.067	52.310	1:21.432	46.325	140.0	23:30.472	2	2	2:57.734	53.050	1:20.327	44.357	141.9	6:37.447
8	1	3:54.498	1:40.139	1:24.533	49.826	107.5	27:24.970	3	2	2:48.163	49.025	1:16.557	42.581	149.9	9:25.610
9	1	4:46.362	2:38.006	1:21.583	46.773	88.0	32:11.332	4	2	2:44.635	47.639	1:14.196	42.800	153.2	12:10.245
10	1	3:01.966	54.269	1:21.064	46.633	138.6	35:13.298	5	2	2:45.300	47.788	1:15.068	42.444	152.5	14:55.545
11	1	2:59.426	53.415	1:19.710	46.301	140.5	38:12.724	6	2	2:44.519	47.827	1:14.441	42.251	153.3	17:40.064
12	1	2:58.931	52.847	1:19.922	46.162	140.9	41:11.655	7	2	2:46.496	47.724	1:15.658	43.114	151.4	20:26.560
13	1	2:59.760	52.660	1:20.804	46.296	140.3	44:11.415	8	2	2:45.336	47.756	1:15.023	42.557	152.5	23:11.896
14	1	2:58.836	52.419	1:20.135	46.282	141.0	47:10.251	9	2	2:48.280	47.698	1:16.465	44.117	149.8	26:00.176
58 GD Sport BMW Clubsport 5 1.Luigi DONNIACUO 3.Lorenzo DONNIACUO 2.Giovanni DONNIACUO								148 QSR Racing BMW M235i Cup 3 1.Jeffrey VAN HOYDONK 2.Rodrigue GILLION							
1	2	9:50.936	7:19.210	1:37.414	54.312	42.7	9:50.936	1	2	3:10.439	1:02.854	1:22.847	44.738	132.4	3:10.439
2	2	3:14.977	58.851	1:27.337	48.789	129.3	13:05.913	2	2	2:48.586	48.856	1:16.756	42.974	149.6	5:59.025
3	2	3:11.326	57.198	1:24.293	49.835	131.8	16:17.239	3	2	2:47.800	47.770	1:16.500	43.530	150.3	8:46.825
4	3	5:00.599	2:52.481	1:21.265	46.853	83.9	21:17.838	4	2	5:15.757	3:16.357	1:16.409	42.991	79.9	14:02.582
5	3	2:57.486	52.049	1:19.167	46.270	142.1	24:15.324	5	2	2:48.087	47.823	1:16.177	44.087	150.0	16:50.669
6	3	2:58.183	51.789	1:19.930	46.464	141.5	27:13.507	6	2	2:47.601	47.548	1:16.755	43.298	150.4	19:38.270
7	3	2:59.924	52.485	1:20.701	46.738	140.1	30:13.431	7	2	2:48.257	47.686	1:16.763	43.808	149.9	22:26.527
8	1	4:18.847	2:05.416	1:24.897	48.534	97.4	34:32.278	8	2	5:09.633	3:09.203	1:16.973	43.457	81.4	27:36.160
9	1	3:04.022	54.309	1:21.886	47.827	137.0	37:36.300	9	2	7:07.102	5:06.889	1:17.038	43.175	59.0	34:43.262
10	1	3:02.071	53.522	1:21.126	47.423	138.5	40:38.371	10	2	2:49.032	47.659	1:17.502	43.871	149.2	37:32.294
11	1	3:01.307	53.647	1:20.890	46.770	139.1	43:39.678	11	2	2:47.872	48.230	1:16.307	43.335	150.2	40:20.166
12	1	3:03.176	53.705	1:22.129	47.342	137.6	46:42.854	12	2	2:48.978	48.216	1:16.956	43.806	149.2	43:09.144
69 Skylimit Yokohama Race Team BMW E90 325i 5 1.Nicolas HERMANS 3.Markus PALTTALA 2.Jo LAMMENS								235 Team Dejonckheere by Red Ant Racing BMW M235i Cup 3 1.Bert REDANT 2.Pieter VANNESTE							
1	3	7:13.936	4:55.881	1:29.033	49.022	58.1	7:13.936	1	2	5:41.327	3:33.940	1:23.435	43.952	73.9	5:41.327
2	3	3:07.602	54.182	1:25.225	48.195	134.4	10:21.538	2	2	2:51.373	48.440	1:18.701	44.232	147.1	8:32.700
3	3	3:01.136	53.120	1:20.891	47.125	139.2	13:22.674	3	2	2:49.745	48.690	1:17.837	43.218	148.5	11:22.445
4	3	3:02.670	53.729	1:21.438	47.503	138.0	16:25.344	4	2	2:47.698	47.966	1:16.582	43.150	150.4	14:10.143
5	3	3:05.105	54.939	1:21.666	48.500	136.2	19:30.449	5	2	2:48.328	48.047	1:17.508	42.773	149.8	16:58.471
6	3	3:02.568	53.205	1:21.637	47.726	138.1	22:33.017	6	2	2:48.417	47.828	1:17.410	43.179	149.7	19:46.888
7	3	3:00.793	52.795	1:21.145	46.853	139.5	25:33.810	7	2	4:52.846	2:48.253	1:19.707	44.886	86.1	24:39.734
8	3	2:59.312	52.725	1:19.754	46.833	140.6	28:33.122	8	2	2:49.607	48.329	1:17.355	43.923	148.7	27:29.341
9	3	3:00.262	52.307	1:20.836	47.119	139.9	31:33.384	9	2	2:49.212	48.489	1:17.250	43.473	149.0	30:18.553
95 Racing Adventures Focus V8 1 1.Raphaël VAN DER STRATEN 3.José CLOSE 2.Thierry DE LATRE DU BOSQUE								236 Team Smartoys by Red Ant Racing BMW M235i Cup 3 1.Conrad TUYTTE 2.Peter VAN DELM							
1	2	2:45.024	39.141	1:22.031	43.852	152.8	2:45.024	1	2	2:57.854	48.113	1:17.904	51.837	141.8	33:16.407
2	2	2:44.513	46.938	1:16.051	41.524	153.3	5:29.537	11	2	7:09.169	5:06.551	1:18.106	44.512	58.8	40:25.576
3	2	2:42.329	44.925	1:15.367	42.037	155.3	8:11.866	12	2	2:50.369	48.353	1:18.200	43.816	148.0	43:15.945
4	2	2:39.901	45.288	1:14.016	40.597	157.7	10:51.767	13	2	2:41.944	44.494	1:14.691	42.759	155.7	37:48.705
5	2	2:41.845	45.026	1:15.014	41.805	155.8	13:33.612	14	2	2:41.513	44.230	1:15.688	41.595	156.1	40:30.218
6	2	2:42.765	44.298	1:15.165	43.302	154.9	16:16.377								
7	2	2:40.013	45.327	1:14.124	40.562	157.6	18:56.390								
8	2	2:38.398	44.434	1:13.294	40.670	159.2	21:34.788								
9	2	2:48.503	43.804	1:13.605	51.094	149.6	24:23.291								
10	2	5:19.934	3:22.208	1:16.119	41.607	78.8	29:43.225								
11	2	2:41.160	44.627	1:15.597	40.936	156.5	32:24.385								
12	2	2:42.376	44.927	1:16.699	40.750	155.3	35:06.761								
13	2	2:41.944	44.494	1:14.691	42.759	155.7	37:48.705								
14	2	2:41.513	44.230	1:15.688	41.595	156.1	40:30.218								





BELCAR ENDURANCE CHAMPIONSHIP


SPA EURO RACE

FREE PRACTICE

Analysis

Personal Best							Session Best							B Crossing the finish line in pit lane						
Lap	D	Time	Sector 1	Sector 2	Sector 3	Kph	Elapsed	Lap	D	Time	Sector 1	Sector 2	Sector 3	Kph	Elapsed					
257 QSR Racing BMW Clubsport 5							1.Tim MICHELS							2.LUC JANSSENS						
1	1	4:05.613	1:43.240	1:30.930	51.443	102.7	4:05.613	2	1	3:14.755	56.892	1:29.033	48.830	129.5	7:20.368					
3	1	3:11.702	57.142	1:26.419	48.141	131.5	10:32.070	4	1	3:05.657	54.892	1:23.099	47.666	135.8	13:37.727					
5	1	3:04.347	54.848	1:22.121	47.378	136.8	16:42.074	6	1	3:06.736	54.903	1:22.832	49.001	135.0	19:48.810					
7	1	3:05.478	54.937	1:23.521	47.020	135.9	22:54.288	8	1	3:04.355	55.045	1:21.637	47.673	136.8	25:58.643					
9	1	3:02.629	54.615	1:21.189	46.825	138.1	29:01.272	10	1	3:02.662	53.905	1:21.614	47.143	138.0	32:03.934					
11	1	3:03.208	54.168	1:21.848	47.192	137.6	35:07.142	12	1	3:02.818	54.045	1:21.768	47.005	137.9	38:09.960					
13	1	3:04.859	54.326	1:21.846	48.687	136.4	41:14.819	14	1	3:10.665B	53.922	1:22.884	53.859	132.2	44:25.484					
412 VGL Racing Saker RAPX 3							1.Ronald THIENPONT							3.Danny WAGTMANS						
1	1	13:54.351	...	1:26.642	46.631	30.2	13:54.351	2	1	2:55.630	50.166	1:20.577	44.887	143.6	16:49.981					
3	1	2:50.975	48.453	1:18.451	44.071	147.5	19:40.956	4	1	2:49.631	48.510	1:17.006	44.115	148.6	22:30.587					
5	1	2:52.126	48.638	1:18.586	44.902	146.5	25:22.713	6	1	5:22.965	3:17.710	1:19.444	45.811	78.1	30:45.678					
7	1	2:53.631	50.446	1:19.719	43.466	145.2	33:39.309	8	1	2:50.017	49.306	1:17.568	43.143	148.3	36:29.326					
9	1	2:49.872	48.866	1:18.011	42.995	148.4	39:19.198	10	1	2:46.948	49.205	1:15.564	42.179	151.0	42:06.146					
11	1	2:48.450	49.432	1:16.542	42.476	149.7	44:54.596	12	1	2:47.177	48.412	1:15.847	42.918	150.8	47:41.773					
311 JR Motorsport BMW M3 4							1.Ward SLUYS							2.Pieter VAN SOELEN						
1	1	10:44.661	8:08.926	1:38.864	56.871	39.1	10:44.661	2	1	13:53.840	...	1:23.871	44.945	30.2	24:38.501					
3	1	2:48.460	48.554	1:17.025	42.881	149.7	27:26.961	4	1	2:48.011	47.033	1:17.280	43.698	150.1	30:14.972					
5	1	2:47.552	47.749	1:16.955	42.848	150.5	33:02.524	6	1	2:46.510	46.956	1:16.544	43.010	151.4	35:49.034					
7	1	2:44.297	46.657	1:15.571	42.069	153.5	38:33.331													
325 DZ Competition BMW Clubsport 5							1.Bernard CLAES							2.Benoit PHILIPS						
1	1	9:53.701	7:32.750	1:29.427	51.524	42.5	9:53.701	2	1	3:08.067	56.369	1:22.038	49.660	134.1	13:01.768					
3	1	3:04.903	55.438	1:21.525	47.940	136.4	16:06.671	4	1	3:01.716	54.250	1:20.109	47.357	138.8	19:08.387					
5	1	3:01.869	53.167	1:21.465	47.237	138.6	22:10.256	6	1	2:59.355	53.143	1:19.557	46.655	140.6	25:09.611					
7	1	2:59.979	52.456	1:20.337	47.186	140.1	28:09.590	8	2	5:46.661	3:34.174	1:23.987	48.500	72.7	33:56.251					
9	2	3:03.998	54.297	1:21.910	47.791	137.0	37:00.249	10	2	3:01.952	53.582	1:20.945	47.425	138.6	40:02.201					
11	2	3:03.121	55.132	1:20.411	47.578	137.7	43:05.322	12	2	3:03.752	54.381	1:21.246	48.125	137.2	46:09.074					
335 CK Mechanics BMW Clubsport 5							1.Ken CEUPPENS							3.Tom CEUPPENS						
1	2	3:25.977	50.982	1:37.349	57.646	122.4	3:25.977	2	2	3:33.973	1:04.349	1:35.424	54.200	117.8	6:59.950					
3	2	3:27.539	1:01.893	1:32.758	52.888	121.5	10:27.489	4	2	3:25.272	59.452	1:31.384	54.436	122.8	13:52.761					
5	2	3:24.839	1:00.394	1:30.675	53.770	123.1	17:17.600	6	2	3:25.719	59.389	1:31.848	54.482	122.6	20:43.319					
7	2	5:02.726	2:41.899	1:29.248	51.579	83.3	25:46.045	8	2	3:59.370	1:43.733	1:26.146	49.491	105.3	29:45.415					
701 Deldiche Racing by JDC Events Norma M20 FC 2							1.Luc DE COCK							3.Tim JOOSEN						
1	2	2:51.996	58.544	1:14.851	38.601	146.6	2:51.996	2	2	2:32.369	44.801	1:09.825	37.743	165.5	5:24.365					
3	2	2:28.016	42.905	1:05.411	39.700	170.3	7:52.381	4	2	5:16.741	3:32.156	1:06.990	37.595	79.6	13:09.122					
5	2	2:26.549	45.049	1:04.031	37.469	172.1	15:35.671	6	2	6:05.126	4:22.862	1:05.023	37.241	69.1	21:40.797					
7	2	2:26.951	44.148	1:04.861	37.942	171.6	24:07.748	8	2	2:22.927	42.312	1:03.352	37.263	176.4	26:30.675					
9	2	2:24.024	43.128	1:03.653	37.243	175.1	28:54.699	10	2	2:24.801	41.957	1:04.292	38.552	174.1	31:19.500					
11	2	2:25.478	42.480	1:05.488	37.510	173.3	33:44.978	12	2	2:26.473	43.161	1:05.487	37.825	172.1	36:11.451					
13	2	2:25.142	42.387	1:03.771	38.984	173.7	38:36.593	14	2	2:26.210	42.217	1:05.184	38.809	172.5	41:02.803					
15	2	2:26.167	42.439	1:05.457	38.271	172.5	43:28.970	16	2	2:27.510	43.292	1:05.352	38.866	170.9	45:56.480					
705 Mc Donald's Racing Norma M20 FC 2							1.David HOUTHOOFF							2.François BOUILLON						
1	1	3:25.856	1:05.307	1:33.015	47.534	122.5	3:25.856	2	1	2:43.825	48.263	1:14.213	41.349	153.9	6:09.681					
3	1	2:37.255	45.744	1:10.057	41.454	160.3	8:46.936	4	1	5:26.139	3:36.804	1:10.591	38.744	77.3	14:13.075					
5	1	2:35.747	44.687	1:09.370	41.690	161.9	16:48.822	6	1	2:33.824	45.781	1:07.654	40.389	163.9	19:22.646					
7	1	2:33.990	45.647	1:08.959	39.384	163.7	21:56.636	8	1	2:31.077	43.639	1:08.824	38.614	166.9	24:27.713					
9	1	2:29.390	43.529	1:07.804	38.057	168.8	26:57.103	10	1	2:31.210	43.266	1:09.798	38.146	166.7	29:28.313					
11	1	2:30.146	43.104	1:08.935	38.107	167.9	31:58.459	12	1	2:32.364	43.615	1:09.675	39.074	165.5	34:30.823					
13	1	2:32.733	44.855	1:08.675	39.203	165.1	37:03.556	14	1	2:36.742	43.858	1:12.946	39.938	160.9	39:40.298					





BELCAR ENDURANCE CHAMPIONSHIP
 SPA EURO RACE
 FREE PRACTICE

Analysis

■ Personal Best
 ■ Session Best
 B Crossing the finish line in pit lane

Lap	D	Time	Sector 1	Sector 2	Sector 3	Kph	Elapsed	Lap	D	Time	Sector 1	Sector 2	Sector 3	Kph	Elapsed
15	1	2:33.644	42.551	1:11.287	39.806	164.1	42:13.942								
16	1	2:35.619	43.697	1:10.524	41.398	162.0	44:49.561								
17	1	2:33.971	43.302	1:09.187	41.482	163.8	47:23.532								